



Pendant



Surface



Recessed

CURVY MAGNETIC SYSTEM

With the brand new track addition
The curvy system bring you more inspiration

Black White Golden Black bronze





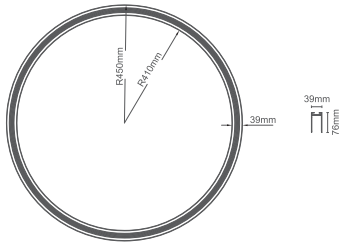
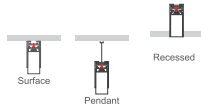
Curvy Full-D9



Power Install

200W max Surface/Pendant/Recessed

■ Sandy Black □ Sandy White ■ Golden ■ Black bronze



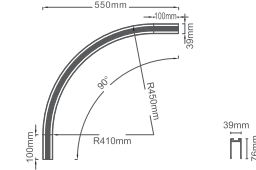
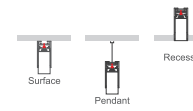
Curvy 1/4-D9



Power Install

200W max Surface/Pendant/Recessed

■ Sandy Black □ Sandy White ■ Golden ■ Black bronze



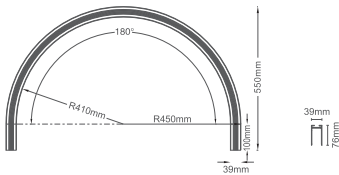
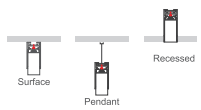
Curvy 1/2-D9



Power Install

200W max Surface/Pendant/Recessed

■ Sandy Black □ Sandy White ■ Golden ■ Black bronze



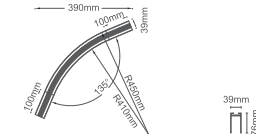
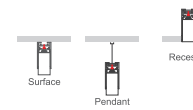
Curvy 1/8-D9



Power Install

200W max Surface/Pendant/Recessed

■ Sandy Black □ Sandy White ■ Golden ■ Black bronze





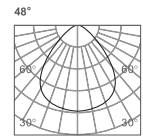
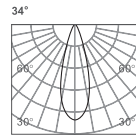
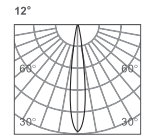
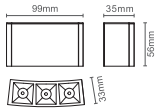
Dot03-D9



POWER	CRI	SDCM	CCT	BEAM	LUMINOUS FLUX
4W	> 90	< 3	3000K	12°	300Lm
	> 80		2700K	34°	
			4000K	48°	

■ Sandy Black □ Sandy White

LIGHT DISTRIBUTION
3000K 90Ra



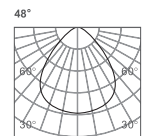
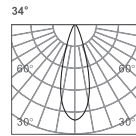
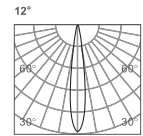
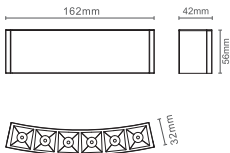
Dot06-D9



POWER	CRI	SDCM	CCT	BEAM	LUMINOUS FLUX
8W	> 90	< 3	3000K	12°	644Lm
	> 80		2700K	34°	
			4000K	48°	

■ Sandy Black □ Sandy White

LIGHT DISTRIBUTION
3000K 90Ra



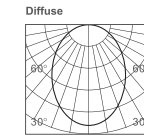
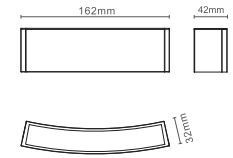
Linear16-D9



POWER	CRI	SDCM	CCT	BEAM	LUMINOUS FLUX
7W	> 90	< 3	3000K	Diffuse	485Lm
	> 80		2700K		
			4000K		

■ Sandy Black □ Sandy White

LIGHT DISTRIBUTION
3000K 90Ra



ACCESSORIES

Recessed kit-R

■ Sandy Black □ Sandy White

Recessed kit for full curvy track

